

How to Solve Secure Connection Issue Regarding DSSSB Recruitment 2018

Step - 1

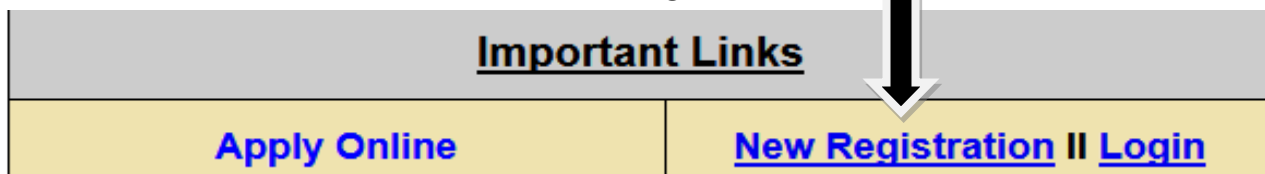
सबसे पहले आप SarkariExam.Com पर जाये और DSSSB ऑनलाइन फॉर्म को खोल



The screenshot shows the SarkariExam.com website. The header is blue with the text 'SarkariExam.com' and 'अपडेट सबसे पहले'. Below the header is a red navigation bar with links: Home, Result, Government Jobs, Bank Jobs, CCC Exam, Railway Jobs, Defence Jobs, Sarkari Result. Below the navigation bar are several links: हिन्दी में Website, CCC Exam New, Free Test Series, Previous Yr. Papers New, Capsules. Below these are more links: CCS University Semester Exam Admit Card, Indian Navy SSC Officers Form, Jharkhand PGT Online Form, CCC January Admit Card - Exclusive, Air Force AFCAT Online Form, Kendriya Vidyalaya LDC, Stenographer Form. Below these are four columns of job listings: Army Ordnance Corps Group C Form 2018, Indian Air Force Group X and Y Airmen Form, Ordnance Factory Group C Phase II Admit Card, UP Rojgar Mela Online Registration 2018, DSSSB TGT, PGT, Asstt. Teacher Form 2018, CCC January 2018 Admit Card - Excusive, Register For FREE Job Alert on Mobile, and Kendriya Vidyalaya Challan Form. An arrow points to the 'DSSSB TGT, PGT, Asstt. Teacher Form 2018' link.

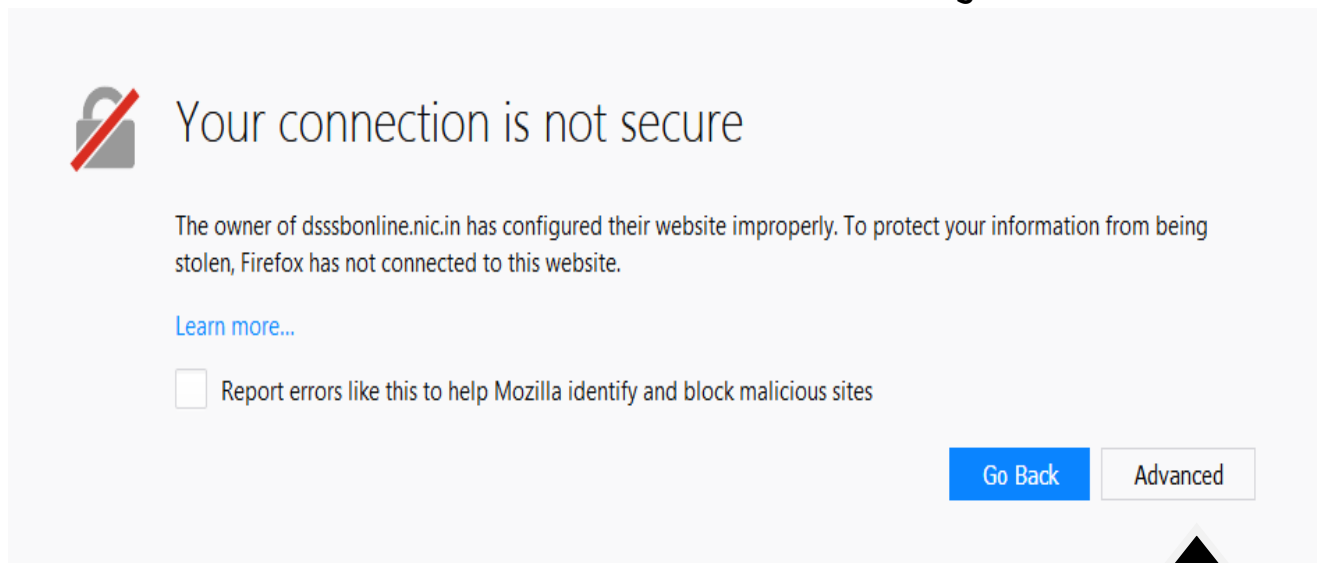
Step - 2

इसके बाद आप नीचे दिये Registration Link पर क्लिक करे



The screenshot shows the 'Important Links' section of the website. It has a grey header with the text 'Important Links'. Below the header are two buttons: 'Apply Online' and 'New Registration || Login'. An arrow points to the 'New Registration || Login' button.


आप के Desktop Screen पर ये पेज खुलेगा



The screenshot shows a security warning message from Firefox. It has a grey background and a lock icon with a red slash. The text reads: 'Your connection is not secure'. Below this is a paragraph: 'The owner of dssbonline.nic.in has configured their website improperly. To protect your information from being stolen, Firefox has not connected to this website.' Below the paragraph is a link: 'Learn more...'. Below the link is a checkbox: 'Report errors like this to help Mozilla identify and block malicious sites'. Below the checkbox are two buttons: 'Go Back' and 'Advanced'. An arrow points to the 'Advanced' button.

Step - 3

अब आप Advanced बटन पर क्लिक करिए



dsssbonline.nic.in uses an invalid security certificate.


The certificate is not trusted because the issuer certificate is unknown.
The server might not be sending the appropriate intermediate certificates.
An additional root certificate may need to be imported.

Error code: [SEC_ERROR_UNKNOWN_ISSUER](#)

Add Exception...

Step - 4

इसके बाद आप Add Exception बटन पर क्लिक करे



Add Security Exception



You are about to override how Firefox identifies this site.

Legitimate banks, stores, and other public sites will not ask you to do this.

Server

Location:

[Get Certificate](#)

Certificate Status

This site attempts to identify itself with invalid information.

[View...](#)

Unknown Identity

The certificate is not trusted because it hasn't been verified as issued by a trusted authority using a secure signature.

[Permanently store this exception](#)

[Confirm Security Exception](#)

[Cancel](#)

Step - 5

आप के सामने ऐसा एक Box खुलेगा जिसमे नीचे **Confirm Security Exception** बटन आयेगा, उस पर क्लिक करते ही आप **Registration** के पेज पर चले जाएगे ।



Instructions:

1 :The fields with * mark are mandatory.

2 : # In case, 10th Roll No. is in Alphanumeric,then use only numeric characters of the Roll No. For example, if your Roll No. is 12CSC0204, then use 120204.

3 :Candidate can apply for various posts only after registration. After registration, candidate is required to the quote regn. no. and his/her password for further accessing the online system.

Registration Details

*	<input type="text"/>	*	<input type="text"/>	* 10th	<input type="text"/>	<input type="button" value="Submit"/>
Date of Birth(As	(dd/MM/yyyy)	Roll no. of 10th Exam	#	Passing	--Select Year--	
per 10th				Year		
Certificate)						

www.SarkariExam.com

अब **Google** पर हमेशा **SarkariExam** ही टाइप करे ।