

How to Solve Secure Connection Issue Regarding DSSSB Recruitment 2018

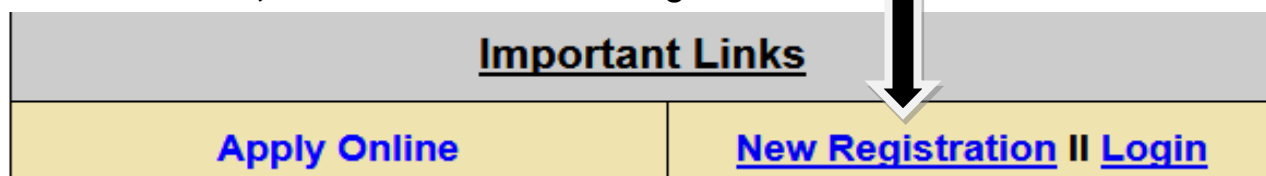
Step - 1

सबसे पहले आप SarkariExam.Com पर जाये और DSSSB ऑनलाइन फॉर्म को खोल

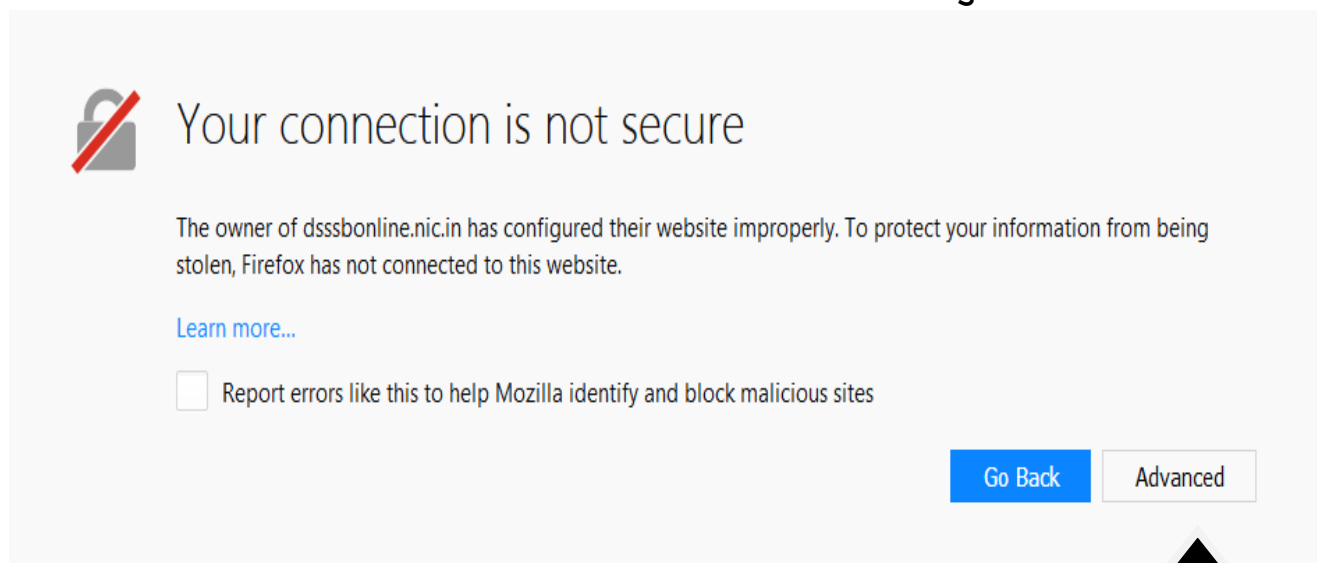


Step - 2

इसके बाद आप नीचे दिये Registration Link पर क्लिक करे



आप के Desktop Screen पर ये पेज खुलेगा



Step - 3

अब आप Advanced बटन पर क्लिक करिए

dsssbonline.nic.in uses an invalid security certificate.


The certificate is not trusted because the issuer certificate is unknown.
The server might not be sending the appropriate intermediate certificates.
An additional root certificate may need to be imported.

Error code: [SEC_ERROR_UNKNOWN_ISSUER](#)

Add Exception...

Step - 4

इसके बाद आप Add Exception बटन पर क्लिक करे



Add Security Exception



You are about to override how Firefox identifies this site.

Legitimate banks, stores, and other public sites will not ask you to do this.

Server

Location:

[Get Certificate](#)

Certificate Status

This site attempts to identify itself with invalid information.

[View...](#)

Unknown Identity

The certificate is not trusted because it hasn't been verified as issued by a trusted authority using a secure signature.

☒ [Permanently store this exception](#)

[Confirm Security Exception](#)

[Cancel](#)

Step - 5

आप के सामने ऐसा एक Box खुलेगा जिसमे नीचे **Confirm Security Exception** बटन आयेगा, उस पर क्लिक करते ही आप **Registration** के पेज पर चले जाएंगे ।

Instructions:

1 :The fields with * mark are mandatory.

2 : # In case, 10th Roll No. is in Alphanumeric, then use only numeric characters of the Roll No. For example, if your Roll No. is 12CSC0204, then use 120204.

3 :Candidate can apply for various posts only after registration. After registration, candidate is required to quote regn. no. and his/her password for further accessing the online system.

Registration Details

* Date of Birth(As per 10th Certificate)	<input type="text"/> (dd/MM/yyyy)	* Roll no. of 10th Exam #	<input type="text"/>	* 10th Passing Year	--Select Year--	<input type="button" value="Submit"/>
--	--------------------------------------	--	----------------------	------------------------------------	-----------------	---------------------------------------

www.SarkariExam.com

अब **Google** पर हमेशा **SarkariExam** ही टाइप करें।